

PLAN TYPE - Ouvrages d'art et assimilés

Plan n° **1202**

Objet: TYPES DE JOINTS

Echelle(s): -

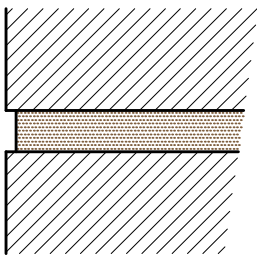
Format: A4

Date: 30.01.2017

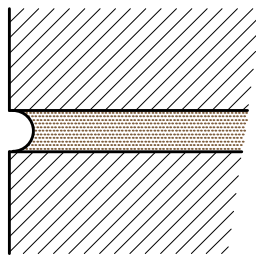
Dess: PhT

Vérif: PQi

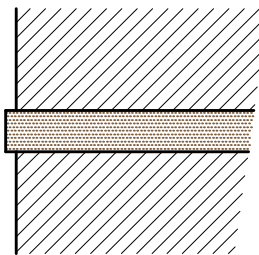
Joint des maçonneries apparentes (cf SIA V266/2)



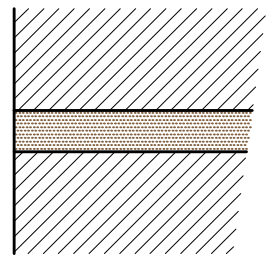
Joint creux carré



Joint demi-rond

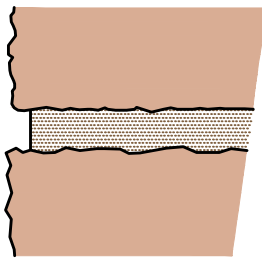


Joint saillant carré
"rubané"

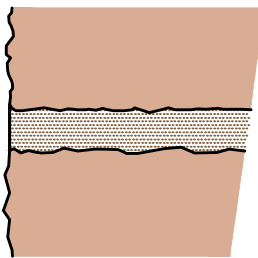


Joint plein affleuré

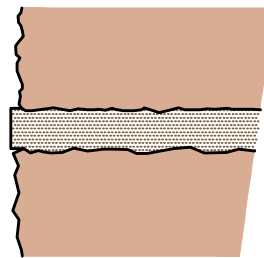
Joint des maçonneries moellons



Joint creux carré



Joint affleuré



Joint saillant carré